

Belchford and Fulletby Neighbourhood Plan Survey

Undertaken between July and November 2021

Introduction

The Neighbourhood Plan Committee of Belchford and Fulletby Parish Council invited the residents of Belchford and Fulletby to complete a survey to determine their views, visions, and preferences for potential changes within the villages. The results form the basis of the report; it represents the views of participating residents and is not necessarily the view of the Neighbourhood Development Plan Committee or Parish Council. The ultimate results of this process will create a community-led framework, which will be a statutory document used at a local level to guide future development in both villages.

The Belchford and Fulletby Parish Council, with financial support from Groundwork UK, funded this project. Hard copies are available through a member of the Neighbourhood Development Plan committee.

The Response

Every household received one hard copy of the questionnaire, with the option of completing an online version for other members of the household.

There were **90** responses returned by 30th November 2021. Belchford residents returned **63 (70%)** responses, Fulletby **18 (20%)**, outside of the parishes **6 (7%)**, and **3 (3%)** were anonymous.

1. How important is it to you that any future developments include social (e.g. benefits to quality of life, footpaths, buildings appearances) and environmental (encouragement of wildlife areas, tree cover, etc.) balancing to improve the Parish?

The collated results from the respondents report positive figures, with **71 (79%)** *strongly agreeing* and **14 (16%)** *agreeing* to an ethical balance of developer profitability and societal benefits. To protect the parishes, the consensus is that future developments should include social and environmental balancing. Only one responder *strongly disagreed (1%)*.

2. If new business development takes place, which of the following would you prefer it to be?

This question allowed for multiple responses. The top new acceptable business development option selected by **58 (64%)** of the responders is to have *quiet & unintrusive small business units for 5 staff or less*. The second-highest option of **53 (59%)** votes is *tourism businesses, including ideas such as B&Bs, walkers' accommodation, caravans and camping*. At the opposite end of the scale, there were **8 (9%)** votes for *no new businesses* to be created within the parishes.

To conclude, a majority of respondents were in favour of new businesses which would be beneficial to the local economy and not detrimental to the peace of the village. This question evoked several comments, which are:

I would not support any business development unless it was directly supporting already established agricultural activity

livery yard/stock orientated

none; village too small and land held by farmers

none; we are a small rural community let us remain that way

no new development

3. What sort of new housing, if any, do you want to see built within Belchford & Fulletby Parish?

To this question, the subject of new housing developments produced similar responses across the parish. The respondents are divided. The highest vote from respondents was for no further residential building to take place was **39 (43%)**. Whilst **35 (39%)** favoured *starter Homes (1-2 bedrooms)* and **34 (38%)** *family homes (3-4 bedrooms)*. There was no interest in residential care accommodation and low responses for housing for the elderly, social housing, and special/sheltered housing.

Despite the result opinion split, from the comment section, respondents who were not against development commented a preference for small affordable 1-3 bedroom homes.

4. What size of housing development? do you think would be most appropriate in the Belchford & Fulletby Parish?

This question allowed for multiple responses. The respondents' answers of what size of housing appropriately tied in with the previous question's replies. The bulk of development size votes went to *individual homes*, receiving **51 (57%)**. *No new housing* was the second common choice at **35 (39%)** votes. It should be noted that **27 (30%)** respondents selected

smaller developments (less than five houses). With **1 (1%)** of the votes, *medium developments (up to 15 houses)* came in as the least popular option.

A small number of comments were also presented:

developments that do not impact other homes

my personal preference is none but can see that some development may unavoidable to allow young and old people to stay in their village

preferably none

5. How important is it that new development, including extensions, is sympathetic to the following?

Respondents all *strongly agree* that it is vital that new development, including extensions, were sympathetic to the scale of surrounding buildings, the character and positioning of surrounding buildings, the design of surrounding buildings, and the open space/character of the parish. Many responders raised worries regarding infill and compromising the open rural nature of the parish. It is a concern that the open views between buildings could be lost. On the future of developments, opinions varied. If constructions are to occur, there are mixed feelings on whether it should “follow the in-keeping of traditional properties in the villages” or add “architectural value wow-factor style, not identikit”.

Many comments were received including:

important that new buildings do not negatively impact utilities

retaining the village limits as far as possible

preferring the village not to change

houses should be low and avoid dominating plots

new builds should not make the villages look crowded or town like

architectural design should be in the village vernacular

utilise unoccupied housing stock

individual housing should be built on appropriate green plots to keep a village feel

concerns were raised regarding recently granted planning for several unsuitable homes that are perceived to compromise the character of the villages and the Wolds

dominating, high buildings to be mitigated and keep views from footpaths and entry roads should be protected

minimise infill all available space by removing open spaces between buildings, consequently urbanising the Parish

any new builds should have reasonably sized gardens

improvement to roads and traffic calming measures

permission has been granted recently for several inappropriate properties that will significantly damage the character of Belchford and the Wolds AONB. It is not sufficient for planners to insist on red bricks and clay pantiles

buildings do not have to be comparable to be interesting. e.g. architecturally interesting. Also, no need to have all buildings the same - large houses next to social housing encourages mixing.

6. How important to you are the following features in the landscape?

Unanimously respondents all *strongly agree* or *agree* that the following features in the landscape are important: hedgerows, woodland, individual trees, and watercourses. With the highest proportion of *strongly agree* with votes at **76 (84%)**, the respondents have a strong concern to retain and protect hedgerows. Supporting the hedgerow results, a respondent commented that "Bird habitat should be preserved along with wildflower verges. Wildlife corridors should be protected by not removing hedges or mowing into hedge bottoms". The second-highest *strongly agree* concern at **72 (80%)** was individual trees in the landscape. There is a strong unison to encourage and sustain wildlife and allow natural habitats to occur.

This question returned many comments with what is important to the respondent:

the footpaths are kept clear for access but wild areas are allowed to promote pockets of wildlife

birds, bees, butterflies and insects and the habitats to sustain them

bird habitat should be preserved along with wildflower verges. Wildlife corridors should be protected by not removing hedges or mowing into hedge bottoms

maintenance of hedgerows and verges to leave wildlife corridors and habitat and to encourage wildflowers

rough, wilded areas, meadows where applicable

natural habitats and land not used for intensive agriculture

the animals, the countryside landscape and the dog walks

birds, pollinating insects, badgers, hares, moles, weasels, and dormice

open paths and tracks, all wildlife

7. The Neighbourhood Area includes Belchford Village Green, Hayes Furlong Wood and the newly acquired Fulletby Glebe Field. Do you use any of these areas or would you (In the case of Fulletby) and if so, how do you use it and how often?

Out of the respondents, **65 (72%)** already use Belchford Village Green and/or Hayes Furlong Wood. Several respondents are using and plan to use Fulletby Glebe Field. Dog walking was the most popular reason to use these spaces. To counter the use of space result, one stand out comment raised was “No. Village Green appears just to exercise dogs. Nothing for children”. The survey revealed that events attracted respondents who would not normally use the public spaces.

Multiple comments give an insight into how the areas are used by the respondents:

yes, I walk to the woods with my dog. We sit and have a mindful moment. Despite living in the countryside there is now nowhere else local you can sit and enjoy a space similar to that

we will be visiting Hayes Furlong Wood more regularly in the future to see how the woodland matures and develops

walks with the family

we use the Belchford village green most days to play ball with the dog

yes for dog walking and children playing

Hayes Furlong Wood. Once a week if possible for quiet meditation

no. Village Green appears just to exercise dogs. Nothing for children

8. Which recreational facilities are important to you?

The bulk of respondents, **84 (93%)** *strongly agree/agree* that *footpaths and bridleways* were of major importance to them. At **81 (90%)**, the second most popular facility was *natural and semi-natural greenspaces*. The respondents showed that a *Provision for children and young people* **74 (82%)** is ranked high within the Parishes. Support was expressed for *opportunities for organised sport and physical activity* at **52 (58%)**.

9. Energy Sources

The respondents were supportive of solar power for domestic purposes with **71 (79%)** votes. Selecting *not appropriate* in the survey, the larger part of respondents do not support *large scale* wind turbines or biomass schemes. Respondents were able to comment if they had any of these installed; **9 (10%)** respondents replied that they utilise solar power.

Although not a power source residents were asked how supportive they were of rainwater harvesting in order to protect this valuable resource. The responses were **3 (4%)** make use of water butts.

Several comments were raised:

wind could support both as long as the views across the Wolds aren't adversely affected, this also applies to biomass

all new houses should have solar panels

I support both domestic and large schemes both solar and wind. Solar should only be roof based, not ground-based and both wind and solar should not spoil the appearance of the AONB from public sites and views. Wind turbines should not adversely affect neighbouring properties

I support a small residential wind turbine. Definitely, not the large turbines found in fields

wind turbines would be inappropriate for a village of the size of Belchford

10. Allotments

The demand for allotments in the Parish is low with **31 (34%)** yes respondents and **59 (66%)** no.

11. Broadband access

The respondents replied with **68 (76%)** of the votes that broadband is very important, only **19 (21%)** of the respondents felt that broadband was fairly important and only **3 (4%)** responders thought that it was not important.

12. Internet use

The larger part of respondents, **36 (40%)** use the internet exclusively for *domestic* purposes. *Domestic* and *working from home* was the next favoured vote at **19 (21%)**. Combining the various business-related options, the values increase to **53 (59%)**. In essence, to respondents, reliable speed and strong internet are necessary requirements to support employment and for the future of village based business.

13. Is the speed of your Broadband the limiting factor in your Internet use?

Broadband speed was not found to be a limiting factor in internet use with **40 (44%)** of the No votes. Yes, it was a limiting factor, bore **18 (20%)** votes.

14. Would you like more circular walks from the parish?

80 (89%) were in favour of an increase in circular walks in the Parish. Only **10 (11%)** respondents were not interested.

15. If so, would you be prepared to purchase a permit to use them to help pay for their upkeep across private land?

Of those responding, **57 (63%)** endorsed the suggestion of purchasing a permit, with **33 (37%)** rejecting the proposal.

16. If you have any other comments about the Neighbourhood Plan or if you wish to expand on any of your earlier comments then please do so below.

Key comments:

Belchford needs a parking area... Village hall?

I feel very strongly that there is no domestic housing planning passed in the area behind the Blue Bell Inn. This spot should be utilised for expansion of the Blue Bell business with small scale holiday accommodation and rest as an open area for wildlife

a child's play area on the village green would be excellent!

I would particularly like circular walks if they included horse riding

I moved to Belchford because it is a small quiet village. Should it get much bigger I would consider moving

any housing developments should be confined to utilising space within the internal village area and not at the edge of the village boundaries

I do feel this neighbourhood development plan, which is suddenly being promoted, is a backdoor attempt for development to gain approval which has maybe already been denied. Should this NDP take place then I think it is the parish councils responsibility to ensure that no future building plans are allowed on any areas already designated by ELDC as archaeological interest sites. Also that any future proposed development sites are entirely in keeping with the village, i.e not bright red brick or monstrously oversized developments. It's a pity that people seem to think that the only way forward is to desecrate the village ethos. There is no superstructure in place to majorly expand the

village, the road system and size are not equipped to deal with extra traffic. there is no provision for schools or shops etc which would mean extra traffic on the already overburdened road system. At present roads cannot be maintained for the present traffic let alone if the volume is increased

All the comments for this question are available to read from page 18 [B&F NDP RR1](#)

Summary

This survey has shown that the majority of respondents wish for no residential growth within the Parishes. Current legislation means it is not possible to halt any development. This is why we need a Neighbourhood Development Plan. When planned carefully, the neighbourhood planning policies will bring sympathetic practices that developers will have to adhere to. These policies will focus on preventing infill, tandem builds, environmental impact, and boosting environmental improvements.

Most respondents are open to the prospect of small business creation and tourism, which creates employment and an economy within the villages.

The results show that features in the landscape are hugely important to the respondents, with many commenting on protecting hedgerows, encouraging fauna and flora, and supporting habitats. The survey shows respondents use the greens and woods Residents are keen to attend events in these public spaces. In the future, various activities will be arranged.

Open spaces, plus footpaths and bridleways, are important to the respondents. The maintenance of the Dams Lane footpath is to be improved. The respondents highlighted the lack of provision for children and young people; this is to be assessed.

Regarding environmental energy sources, residential solar power is backed, but large-scale wind farms are not. Going forward, green energy will be included in the plan for any new developments.

The survey showed that there was only a slight demand for allotments within the Parishes; at the moment this will not be looked into further.

Fast, reliable broadband is of major importance to the respondents. This allows working from home and for businesses to continue to operate professionally. In addition, it supports the further creation of businesses, which is supported by many respondents.

The outcome of the survey has shown that a high percentage of respondents were in favour of an increase in circular walks in the Parishes and accepted the idea of paying a small fee for the ability to do so on private land. This option is being pursued by the Parish Council.

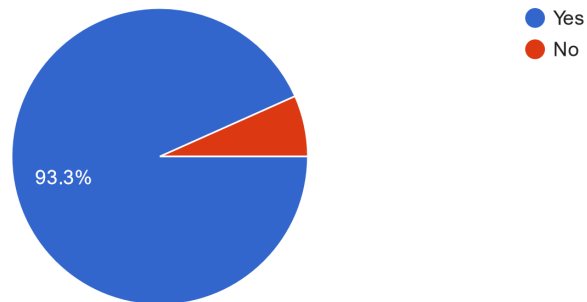
The survey highlights many residents are uneasy about the increase in builds within the Parishes. In addition, the style of housing and how it sits on the plot is a concern. These are valid points that will go towards the policies within the NDP.

Thank you for taking the time to be part of the Neighbourhood Development Plan process.

Survey Data

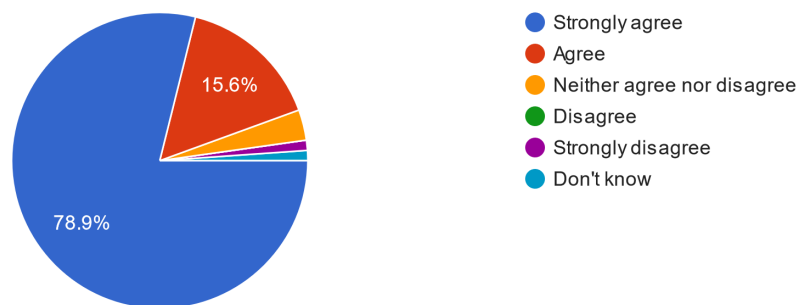
Do you live in either Belchford or Fulletby

90 responses



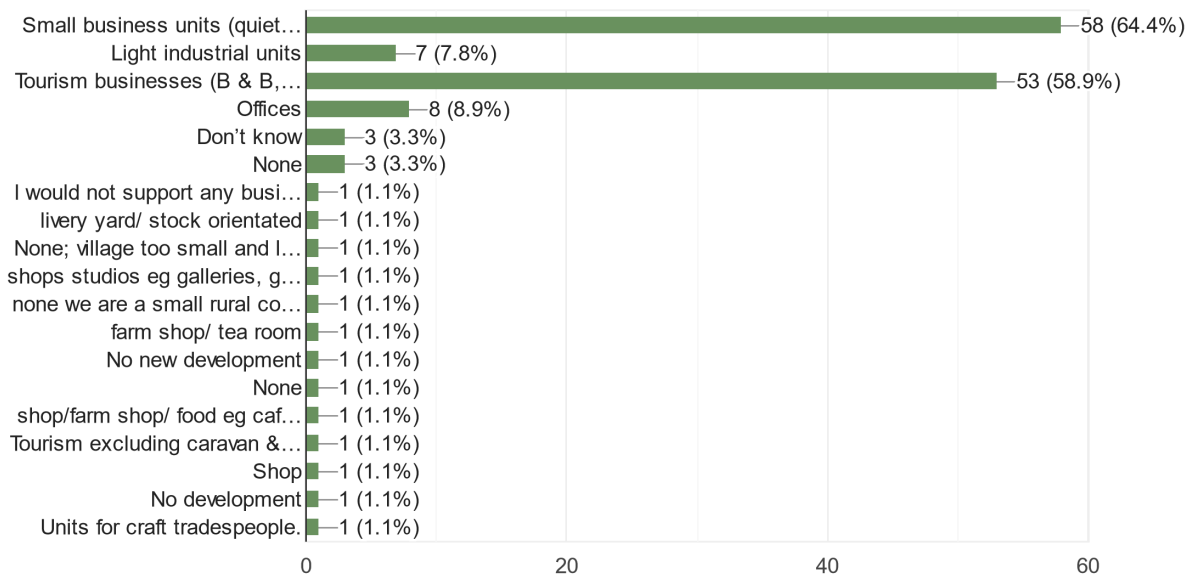
1. How important is it to you that any future developments include social (e.g. benefits to quality of life, footpaths, buildings appearances) and environ... tree cover, etc.) balancing to improve the Parish?

90 responses



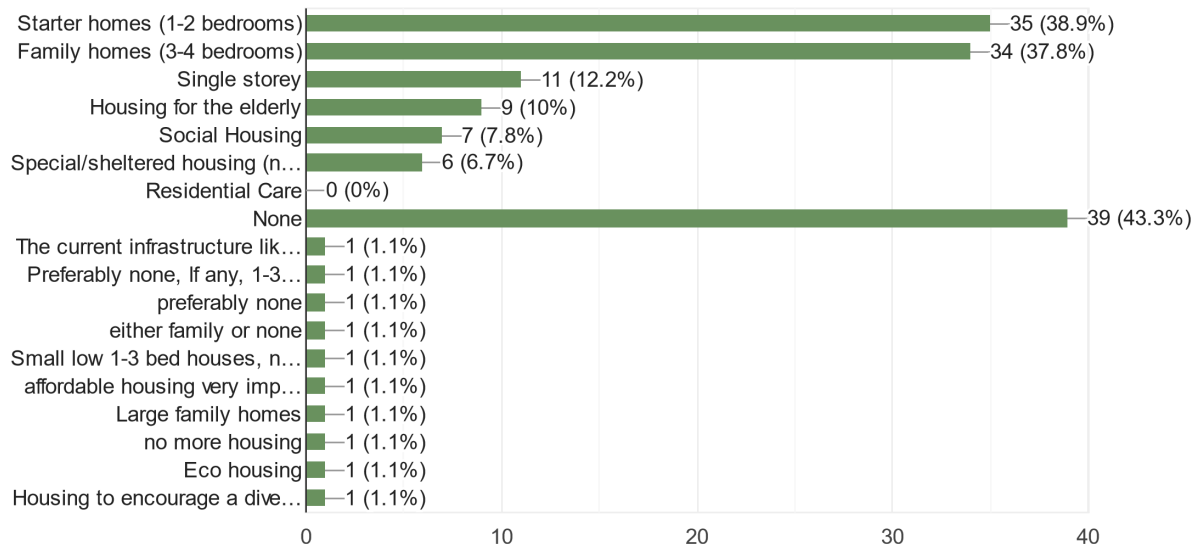
2. If new business development takes place which of the following would you prefer it to be?

90 responses

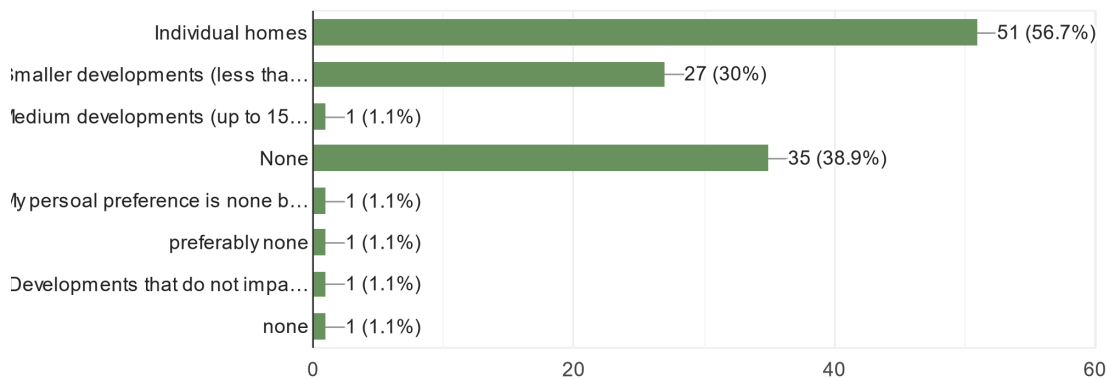


3. What sort of new housing, if any, do you want to see built within Belchford & Fulletby Parish?

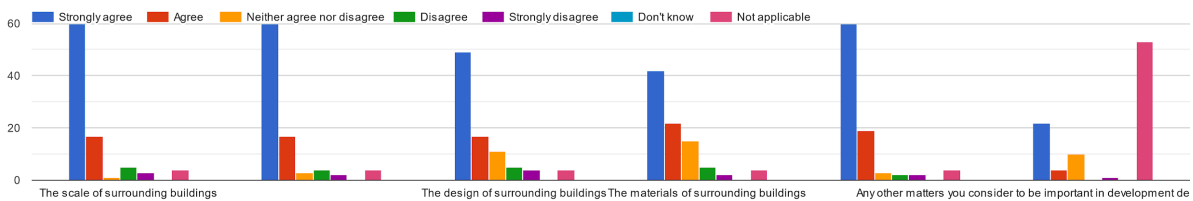
90 responses



4. What size of housing do you think would be most appropriate in the Belchford & Fulletby Parish?
90 responses



5. How important is it that new development, including extensions, are sympathetic to the following?



5. Comments

Important that any new building doesn't negatively impact on services, water and electric

Retaining the village limits as far as possible.

I prefer the village to stay as it is.

For me the key aspect of new build for villages such as Belchford is that they do not change the appearance of the village in terms of making it look more crowded or more town like. Instead of infill new houses should encourage green spaces, decent size plots and generally keep the feel of a village.

See above re infrastructure

Permission has been granted recently for a number of inappropriate properties that will significantly damage the character of Belchford and the Wolds AONB. It is not sufficient for planners to insist on red bricks and clay pantiles!

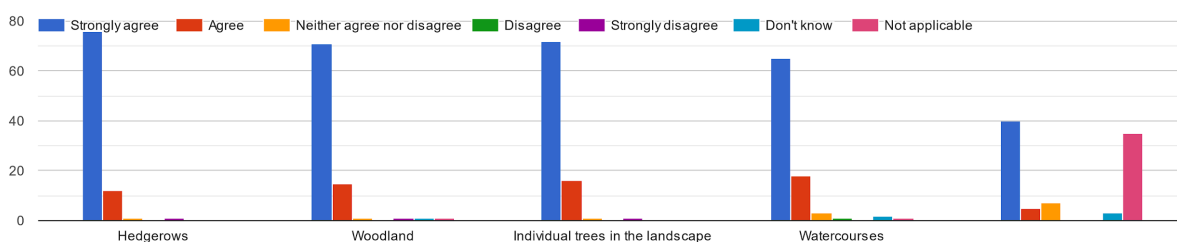
That the open nature of the village is maintained

Filling in all available spaces is bad, removing open views and changing village character into more urban than rural. The open views through field gateways between houses is essential to retain this character. Another important consideration is height of buildings. Far too many are built to dominate the surroundings. Elevated positions should be avoided or efforts made to reduce the impact both by excavation and reducing building heights. Several new houses stick out like a sore thumb while entering the village from both road and footpaths, notably the Viking Way.

That empty houses are occupied

Open spaces between houses should be kept to prevent "urbanisation" of village roads and to keep the rural feel. Houses should be low and avoid dominating plots. Views from footpaths and entry roads should be protected (open nature of the village should be preserved).
Design materials should be in vernacular local style not identikit standard urban or if different should have architectural value "wow" factor style, not identikit
Architectural design should be in the village vernacular
Sustainable to minimise the use of private cars
Not all buildings are worthy of sympathy! buildings should be in keeping with traditional properties in the village (Belchford)
Prefer no new development
Reasonable sized gardens
Take account of village facilities, e.g.roads
Due consideration of the impact on traffic within the village
Only if roads & infrastructure are improved
Green / modern design and technology
The village is busy enough
Height of surrounding houses
No over crowding of small developments
I thought that after the narrow lane development, no new houses were to be built. This doesn't seem to be the case!! I think there should be no more houses built in the village, because of the loss of habitat for wildlife.
Infill is a major concern for me. There is a need to preserve the open spaces in Belchford to avoid overcrowding the village with new houses.
Buildings do not have to be comparable to be interesting. E.g. architecturally interesting. Also, no need to have all buildings the same - large houses next to social housing encourages mixing.

6. How important to you are the following features in the landscape?



6. Comments
Footpaths are maintained and litter and dog waste removed
A mix of habitats is important to maintain a broad diversity of wildlife
Birds, Animals and insects
All!

Birds
The countryside around us is absolutely vitally important to sustain all the wildlife of the area.
Hedges and woodland is a scarce resource for wildlife in the area around the villages and needs to be protected
That footpaths are kept clear for access but wild areas are allowed to promote pockets of wildlife.
Maintenance of hedgerows and verges to leave wildlife corridors and habitat and to encourage wild flowers.
rough, wilded areas, meadow where applicable
garden birds, protection of hedgehogs
All
open spaces and native wildlife
open spaces for all wildlife
Bird habitat should be preserved along with wildflower verges. Wildlife corridors should be protected by not removing hedges or mowing into hedge bottoms.
birds and bees
mix of flora and fauna and wide open spaces
mix of flora and fauna and wide open spaces
natural habitats and land not used for intensive agriculture
birds pollinating insects badgers hares moles weasels dormice.
hedgerows
birds bees butterflies insects and the habitats to sustain them
supporting habitats for wild life
any and all
Encourage all wildlife
Native species
road verges are important landscape feature and grassland.
Natural inhabitants
Flora and fauna native to the area
Accessibility of well maintained footpaths
Areas for nature and wildlife
The animals, the countryside landscape and the dog walks
Open paths and tracks- All wildlife
Birds, Bees, Butterflies
Fields and open spaces
all the above is vital to the village and residents
All wildlife
Wildflowers (especially the primroses in Fulletby church yard). All wild animals.

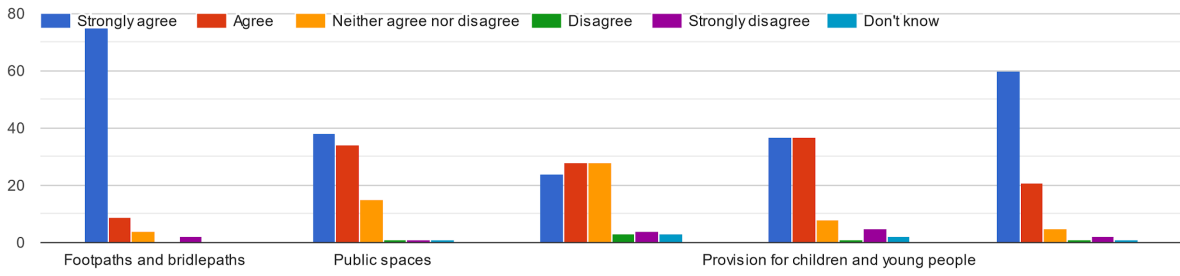
hedgehogs, rabbits, badgers, wild flowers
Hedgehogs, birds, deer, owls
Hedgehogs, birds, deer, owls
Hedgerows NOT uprooted. Loss of habitat should cease immediately. Restrict chemicals which harm wildlife, e.g. bees!
It is important to retain hedgerows to provide habitat for wildlife and also to encourage a wide diversity of wildflowers. Bottom of hedges should not be mown.

7. The Neighbourhood Area includes Belchford Village Green, Hayes Furlong Wood and the newly acquired Fulletby grass area. Do you use any of these areas or would you (In the case of Fulletby) and if so, how do you use it and how often?

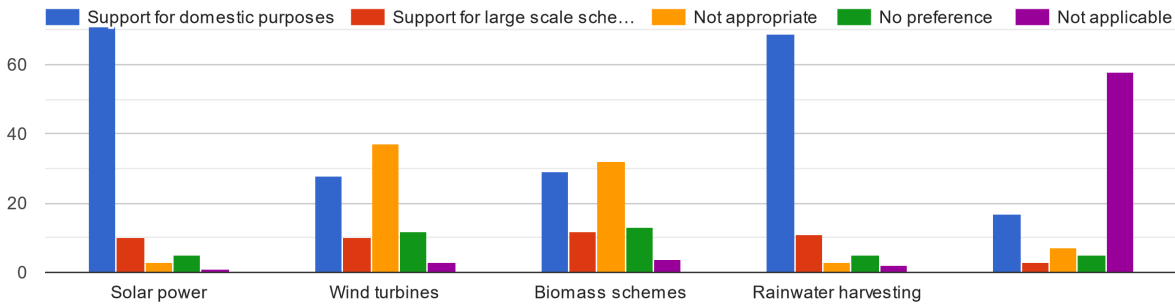
Village Green every day
I used to use the village green to exercise my dogs every day but it is not dog secure so no longer use it.
We regularly use the village green & Hayes Wood for dog walking and enjoy them very much.
Yes, I walk there with my dog. We sit and have a mindful moment. Despite living in the countryside there is now nowhere else local you can sit and enjoy a space similar to that.
Yes, we use the Belchford village green and also Hayes Furlong wood.
Don't use anything in belchford. Haven't been able to use the new field yet so can't answer
Occasionally
used for going for a walk
No
Belchford Village Green - everyday
Village Green daily
Don't really use it
A bit
Fulletby when an event is arranged
Hayes Furlong Wood. Once a week if possible for quiet meditation
I don't think so
Yes for dog walking and children playing.
Once a week
N/A
Yes, fortnightly
We use the Belchford village green most days to play ball with the dog
Belchford village green most days, possibly Fulletby grass area
Belchford, Dog walk, at least 3 times a week
Footpaths weekly

No. Village Green appears just to exercise dogs. Nothing for children
Yes, village green frequently
We only really use the above areas occasionally for walking. We will be visiting Hayes Furlong Wood more regularly in the future to see how the woodland matures and develops.
Occasionally when walking the dog - not often.
Walks with the family. Once a month
Belchford Village Green
5 times a week due dog walking - Fulletby Green.
Fulletby grass area - every few months to help - developments
Not used them yet
N/A
yes
Walking
Yes, not very often as nothing for children. Would be nice to have play equipment at the green
Very rarely to date. Wd try to support an event in either village.
I don't, but only because of where we live in the village
Not applicable
Not applicable
BVG : 1-2 times a year HFW: 1-2 times a month
Not applicable
Not applicable
The village green is under used apart from dog walkers, I do not use the village green except for village fete. I will use hayes furlong wood when out walking.
Living adjacent to the village green I see it has become a "dog's toilet" and not everybody picks up their dog's poo. I don't go in there, I sometimes go into Furlongs Wood and sit on a tree trunk for peace and quiet (off the road)!
Walks to the wood with children, one per month
Sometimes
Yes, we use the Fulletby grass area for walking the dogs
I do occasionally walk around the village green and intend to visit Hayes Furlong Wood to see how it is developing.
Realistically no. Depending on what happens to the Glebe field, it may be of use.
Yes, Hayes Furlong Wood

8. Which recreational facilities are important to you?

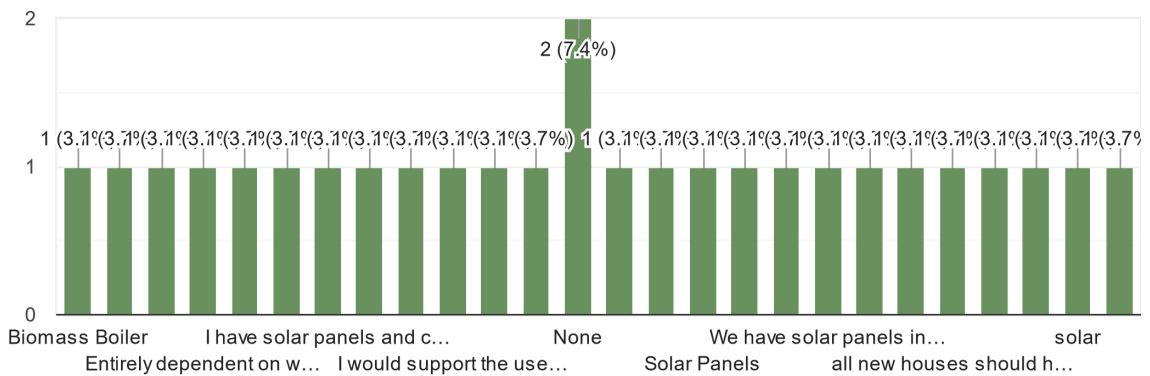


9. Do you support the use of the following energy sources on either a domestic or a larger scale basis in Belchford & Fulletby Parish?



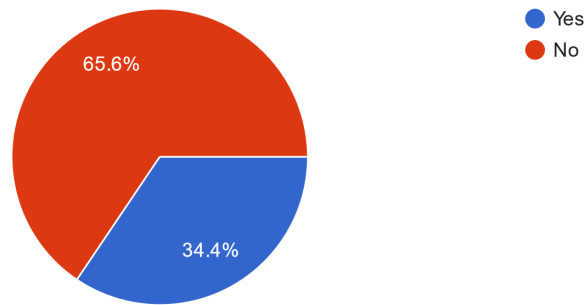
Comment (please specify)

27 responses



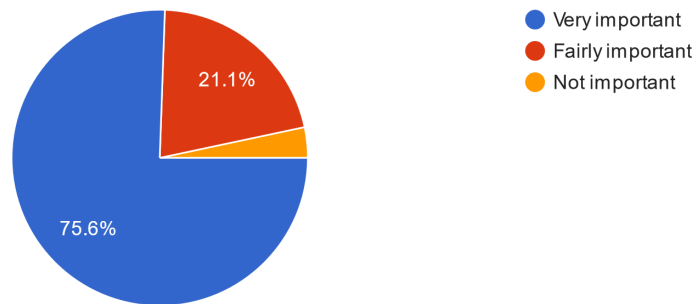
10. Do you think there is a need for allotments within Belchford & Fulletby?

90 responses



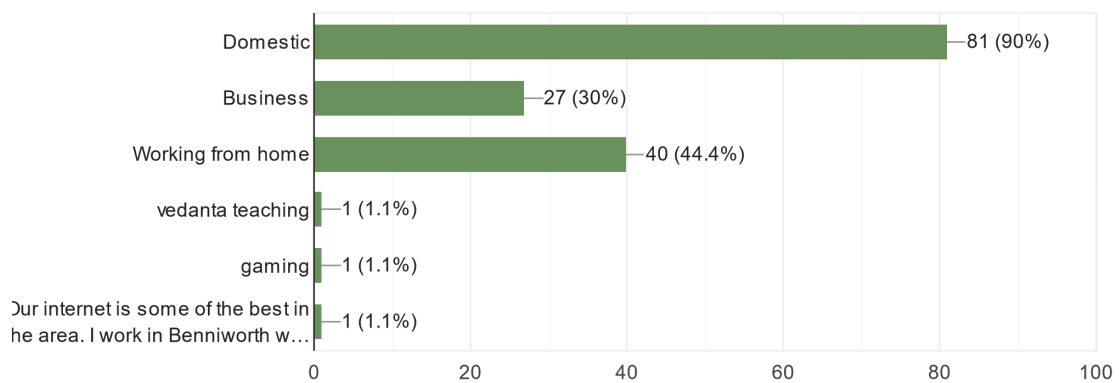
11. How important is broadband access to you?

90 responses



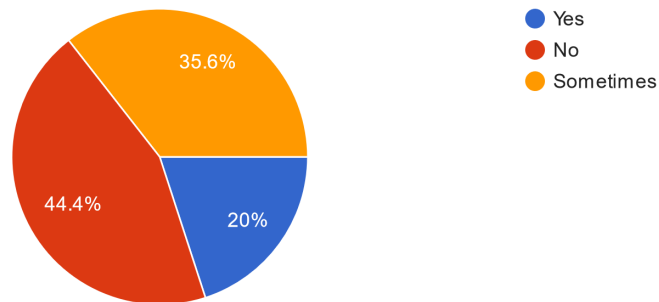
12. For what purpose do you use your Internet?

90 responses



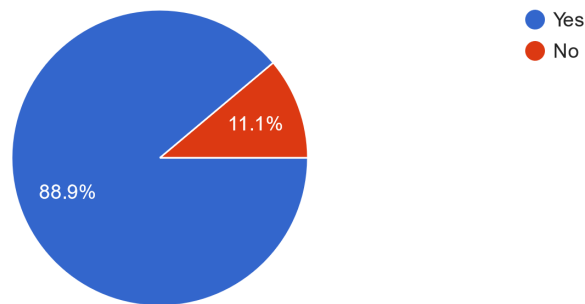
13. Is the speed of your Broadband the limiting factor in your Internet use?

90 responses



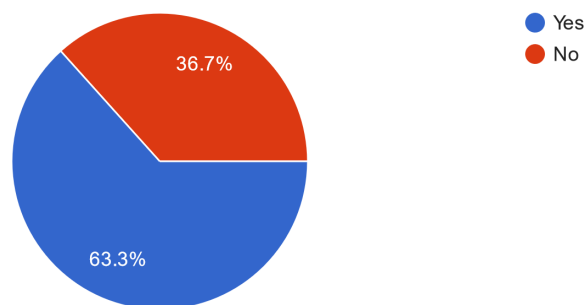
14. Would you like more circular walks from the parish?

90 responses



15. If so, would you be prepared to purchase a permit to use them to help pay for their upkeep across private land?

90 responses



16. If you have any other comments about the Neighbourhood Plan or if you wish to expand on any of your earlier comments then please do so below.

I would like to be confident that Parish Councillors take a less partisan view with regard to support of projects. There is evidence that this has not been the case in the past. I want confidence that the decisions are a true reflection of what parishioners want for the future of the village and not of a few

influential individuals
I feel very strongly that there is no domestic housing planning passed in area behind the Blue Bell Inn. This spot should be utilised for expansion of the Blue Bell business with small scale holiday accommodation and rest as an open area for wildlife.
I'm not sure if this can be seen as relevant but the increase in traffic partly due to new building and in part due to an increased use of heavy vehicles for deliveries, both domestic and commercial, including farming, has caused a major deterioration in our roads. Perhaps new builds need to address this in some way.
A child's play area on the village green would be excellent!
I do feel this neighbourhood development plan, which is suddenly being promoted, is a backdoor attempt for development to gain approval which has maybe already been denied. Should this NDP take place then I think it is the parish councils responsibility to ensure that no future building plans are allowed on any areas already designated by ELDC as archaeological interest sites. Also that any future proposed development sites are entirely in keeping with the village i.e not bright red brick or monstrously oversized developments. It's a pity that people seem to think that the only way forward is to desecrate the village ethos. There is no superstructure in place to majorly expand the village, the road system and size are not equipped to deal with extra traffic. there is no provision for schools or shops etc which would mean extra traffic on the already overburdened road system. At present roads cannot be maintained for the present traffic let alone if the volume is increased.
We have a number of unoccupied homes within the village; these should be occupied before new homes are considered.
Before any fresh plans are put into action, existing surroundings need to be addressed, i.e. too large tractors for the road destroying verges and boundaries, speeding cars - get police and highways involved before there is a serious accident or someone is killed; this needs the parish council to pursue it.
I would particularly like circular walks if it included horse riding
I would like the empty houses in Belchford not left to deteriorate.
I feel belchford has had a lot of development in the village over the last few years, so I do not agree with any new building, especially not more than just individual plots.
Question 6 left blank as i do not think belchford needs anymore development.
Please do not allow the filling of every infill space or build groups of houses away from the road frontage. Houses should not dominate other properties or the surrounding area. House heights should be as low as possible and we want no more large dominant houses clearly visible from footpaths and roads (like the ones on Dams Lane, Narrow Lane (Main Road End) and Main Road.
Speed is not a factor for our internet but reliability is.
I would love there to be a public bench to sit on at the top of the viking way by the telegraph pole halfway between belchford and Fulletby. I would be happy to donate some of the cost towards it.(facing towards lincoln cathedral has such a beautiful view.)
I don't want the internet to go off when it rains
Belchford needs a parking area ..village hall?
A child's play area on the village green would be excellent!
Not sure how people having permits would be monitored? A permit could prohibit visitors to the area walking in the area?
I moved to Belchford because it is a small quiet village. Should it get much bigger I would consider

moving.
In addition to Q16, we need to work towards opening the paths which previously crisscrossed this village. As it is, unless you know a farmer and they are kind enough to grant you permission, there are very few routes that can be taken.
Just the roads & verges require upkeep & improvement & without this, development shouldnt happen
Agreement to pay for permit would entirely depend on cost - £20 for the year is acceptable, £20 per month is not (for example)
I do not live in Belchford however my family does and I spend a lot of time there. More circular walks would be amazing and I know that we would happily pay for permits if needed.
Any housing developments should be confined to utilising space within the internal village area and not at the edge of the village boundaries.
In regards to Q16, in principle.
Great initiative
No further housing development.
No thank you!
Anybody should have the right to roam.
Owns a property in Fulletby. Open spaces should be for all.
Fulletby grass area, idea: An outside gym, walkers pod
Fulletby grass area: Idea - an outside adult gym, walkers pod
Depends on the cost of permits. The village green is only used for two events per year - Otherwise it is a dogs toilet, more public events are needed. The buying up of land prohibiting the public from using a footpath should be stopped, a covenant restriction for example.
The area behind the Blue Bell Inn should not be developed for housing as it would destroy the figure of eight shape of Belchford. This land could be utilised for a small scale tourism business, e.g. by providing accommodation units. There needs to be a cap on house building in both villages, given the lack of infrastructure to support a bigger population, thereby increasing the reliance on cars to access the facilities in larger towns.
Some questions could be improved, e.g. circular walks needs a "neither agree nor disagree".
Great initiative

Thank you for taking part in this survey.